



Lifting your dreams

AERIAL WORK PLATFORM

AT-170TG

Maximum working height
19.2 m

Maximum basket bottom height
17.2 m

Maximum working radius
Approx. 15.9 m

Maximum basket loading capacity
200 kg or two (2) persons



MODEL: AT-170TG

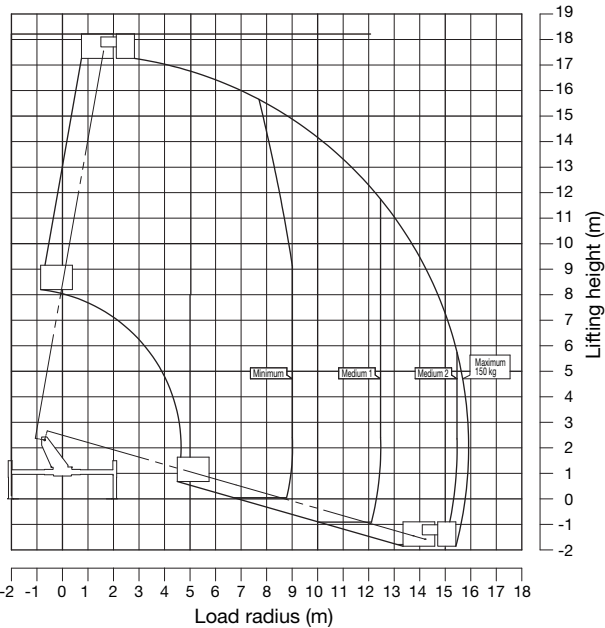
SPECIFICATIONS

MAX. BASKET BOTTOM HEIGHT	17.2 m
Basket EQUIPMENT	
Basket	Pipe made
Inside dimensions	0.7 m x 1.2 m x 0.9 m (L x W x D)
Capacity	200 kg or two (2) persons
Automatic leveling system	By hydraulic cylinders.
Slewing angle	200° (Left 97°, Right 103°)
BOOM	3-section full power synchronized telescoping boom of box construction. The synchronization system consists of a double-acting hydraulic cylinder, an extension cable and a retraction cable. Hydraulic cylinder fitted with a holding valve and a pilot check valve.
Fully retracted length	6.20 m
Fully extended length	15.40 m
Extension speed	9.20 m in 44 s
ELEVATION	By a double-acting hydraulic cylinder, fitted with a holding valve.
Elevation speed	-16° to 80° in 35 s
SLEWING	Hydraulic motor driven through worm reduction gear. 360° continuous in either direction on ball bearing slew ring.
Slewing speed	1.2 min ⁻¹ {rpm}
HYDRAULIC SYSTEM	
Pumps	Gear pump.
Control valves	Multiple remote-control valves actuated by electric remote control from slewing frame and basket.
Hydraulic oil tank capacity	Approx. 63 L
Filter	Return line filter

OUTRIGGERS	4 hydraulically operated outriggers. Each outrigger controlled simultaneously or independently from rear side of carrier. Equipped with sight level gauge. Floats mounted integrally with the jacks and retract to within vehicle width. All cylinders fitted with pilot check valves.
Fully extended width	4.1 m
SAFETY DEVICES	<ul style="list-style-type: none"> • Automatic Moment & Motion Controller (AMC) • Boom profile monitor system (Prevent hitting vehicle by boom and by basket) • Automatic speed control system on boom elevation and slewing • Automatic speed reduction and slow stop function on boom elevation, slewing and telescoping • Automatic acceleration • Boom vertical/horizontal movement device • Boom and basket automatic stowing • Emergency pump • Emergency stop system • Parking brake warning • PTO connect warning (when drive) • Jack interlock • Boom interlock • Outrigger indicator • Hydraulic cylinder lock valves • Hydraulic safety valves • Level gauge • Guard for operation levers • Foot switch (on basket)
ACCESSORIES	<ul style="list-style-type: none"> • Hour meter • Rubber blocks (for outriggers) • Chocks • Safety belt • Grease pump
OPTIONAL EQUIPMENT	<ul style="list-style-type: none"> • Work light (on basket) • Elevation cylinder boot • Yellow marker lamp • Wood block (for outriggers) • Tools

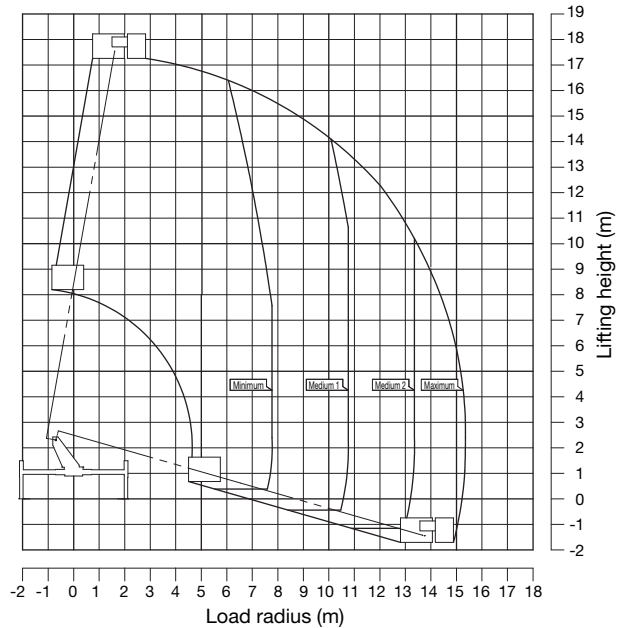
WORKING RANGE

Loading capacity 100 kg (Maximum 150 kg)

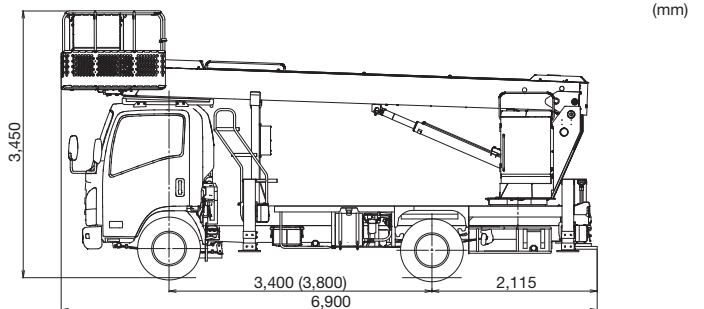
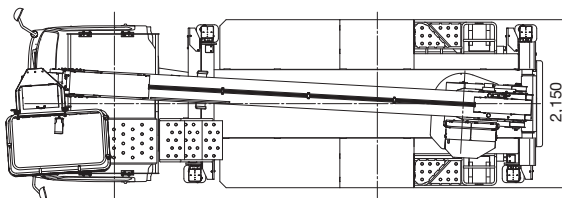


Max. basket loading capacity: 200 kg or 2 persons

Loading capacity 200 kg



DIMENSIONS (Approx.)



NOTE: Some specifications are subject to change.



TADANO LTD. (International Sales Division)
 4-12, Kamezawa 2-chome, Sumida-ku Tokyo 130-0014, Japan
 Phone: +81-3-3621-7750 Fax: +81-3-3621-7785
 www.tadano.com E-mail: info@tadano.com

